



Education
Service
Agency,
Region 2

This District's Profile

This profile summarizes data reported by the South Dakota Department of Education and other entities for the Christian Center Elementary School. It is designed to share longitudinal data and does not include interpretations of that data. Adequate Yearly Progress (AYP) is not measured by all of the data in this profile.

Please feel free to make additional copies of this profile. For customized profiles contact Education Service Agency, Region 2.

715 East 14th Street
Sioux Falls, SD 57104
605.367.7680

esa2@edec.org

on the web at:
www.edec.org/esa

District Profile Fall 2009

Christian Center Elementary School



Inside this profile:

Section		Page
1	Demographic Profile	1
2	Dakota STEP Results in Reading	2
3	Dakota STEP Results in Math	3
4	Dakota STEP Results in Science	4
5	Stanford Writing Assessment Results	5

Christian Center Elementary School Data Profiles

1 – Demographic Data

Christian Center Elementary School

6300 West 41st Street
 Sioux Falls, SD 57106
 (605) 361-8002
 Principal: Dr. Victor Fordyce
 Executive Director: Tom Rooney
 Home County: Minnehaha

Mission Statement

The mission of Christian Center Elementary School is to train, prepare and equip our children in spiritual, academic and physical excellence for the purpose of fulfilling the Lord's great commission to win the lost. Matthew 28:19-20

District Enrollment

	2004-05	2005-06	2006-07	2007-08	2008-09
Preschool Enrollment	72	72	72	72	72
K-5 Enrollment	179	175	165	152	152
District Attendance Rate			97.6%	97.6%	

Student Profile

	2004-05	2005-06	2006-07	2007-08	2008-09
Student to Staff Ratio	15:1	14.5:1	12:1	13:1	13:1
Percent of Students Eligible for Free/Reduced Lunch	9%	10%	6%	8%	8%
Percentage of Students with Special Needs	1%	1%	1%	2%	2%

Staff Profile

	2004-05	2005-06	2006-07	2007-08	2008-09
Certified Instructional Staff (# FTE)	12	12.5	12	11.5	11.5
Average Years of Experience	8	9	8	9	10
% With Advanced Degrees	7%	7%	13%	9%	9%
Teachers with Emergency or Provisional Credentials	0	0	0	0	1
Classes Not Taught by Highly Qualified Teachers	0	0	0	0	0
Average Teacher Salary	24,000	22,385	24,430	26,570	26,570

Christian Center Elementary School Data Profiles

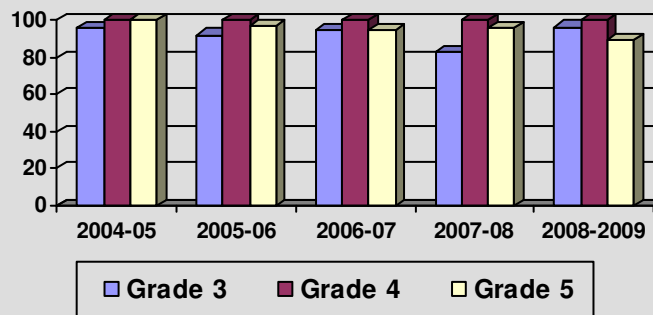
2 – Dakota Step Results in Reading

Percent of Students Proficient or Advanced (by grade)

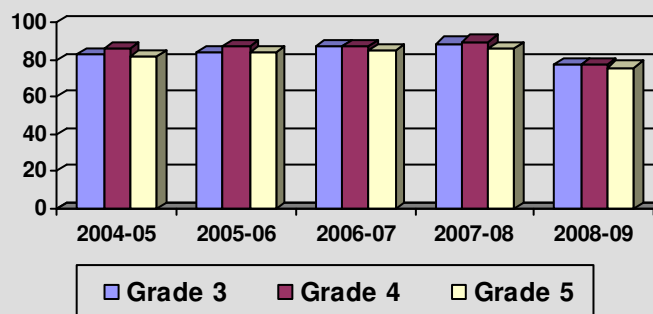
Christian Center Elementary School		2004-05	2005-06	2006-07	2007-08	2008-09
3 rd Grade	All Students	96	92	95	83	96
4 th Grade	All Students	100	100	100	100	100
5 th Grade	All Students	100	97	95	96	90

State of South Dakota		2004-05	2005-06	2006-07	2007-08	2008-09
3 rd Grade	All Students	83	84	87	87	78
4 th Grade	All Students	86	87	87	88	77
5 th Grade	All Students	82	84	85	85	76

Christian Center Elementary School
Percent Proficient or Advanced in Reading
(Grades 3-5)



State of South Dakota
Percent Proficient or Advanced in Reading
(Grades 3-5)



Christian Center Elementary School Data Profiles

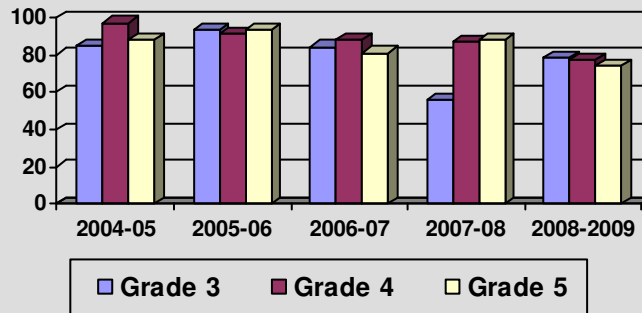
3 – Dakota Step Results in Mathematics

Percent of Students Proficient or Advanced (by grade)

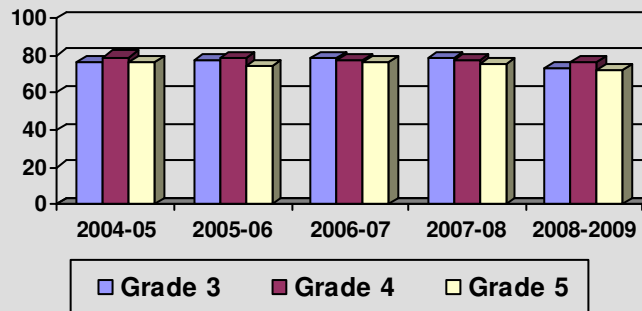
Christian Center Elementary School		2004-05	2005-06	2006-07	2007-08	2008-09
3 rd Grade	All Students	85	93	84	56	78
4 th Grade	All Students	97	91	88	77	77
5 th Grade	All Students	88	93	81	88	74

State of South Dakota		2004-05	2005-06	2006-07	2007-08	2008-09
3 rd Grade	All Students	76	77	78	78	73
4 th Grade	All Students	79	78	77	77	76
5 th Grade	All Students	76	74	76	75	72

Christian Center Elementary School
Percent Proficient or Advanced in Math
(Grades 3-5)



State of South Dakota
Percent Proficient or Advanced in Math
(Grades 3-5)



Christian Center Elementary School Data Profiles

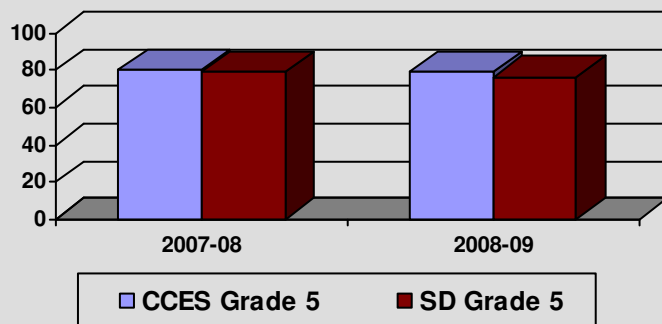
4 – Dakota Step Results in Science

Percent of Students Proficient or Advanced (by grade)

Christian Center Elementary School		2007-08	2008-09
5 th Grade	All Students	80	79

State of South Dakota		2007-08	2008-09
5 th Grade	All Students	79	76

Percent Proficient or Advanced in Science
(Grades 5)



Christian Center Elementary School Data Profiles

5 – Writing Assessment

5th Grade

	2006-07	2007-08	2008-09
Ideas and Development	82	40	52
Organization, Unity and Coherence	82	48	52
Word Choice	78	56	55
Sentences and Paragraphs	59	44	59
Grammar and Usage	73	64	62
Writing Mechanics	64	60	59

State 5th Grade

	2006-07	2007-08	2008-09
Ideas and Development	64	65	63
Organization, Unity and Coherence	62	58	60
Word Choice	61	67	64
Sentences and Paragraphs	51	58	61
Grammar and Usage	52	66	64
Writing Mechanics	44	60	62